



**tecnosteel**<sup>®</sup>  
IT endless solutions

# SuperServer

TOP DATA CENTER  
PERFORMANCES





## SuperServer

NetLeader is a multi-functional and extremely innovative 19" cabinet, branded by a sober and elegant design, designed to support and optimize the installation of the physical layer of the data network.

The frame of NetLeader cabinet is made of 2mm thickness steel with several vertical reinforcing ribs and, on the base and the roof, made of 2 mm steel too; they feature eight reinforcement corners made of cold-forged 3 mm thickness steel, welded by means of sophisticated robots.

This exclusive construction technology grants to NetLeader the possibility to be completely disassembled, when necessary, yet assuring an exceptional torsional rigidity and load capacity of more than 500kg.

The available versions propose models of 600 mm or 800 mm width, 600 mm or 800 mm depth, ten different heights, from 20U up to the exclusive "maxi" 54U, featuring 2600 mm height.

The standard color is gray (RAL 7035 smooth) or, on demand, black (RAL 9005 embossed finishing).

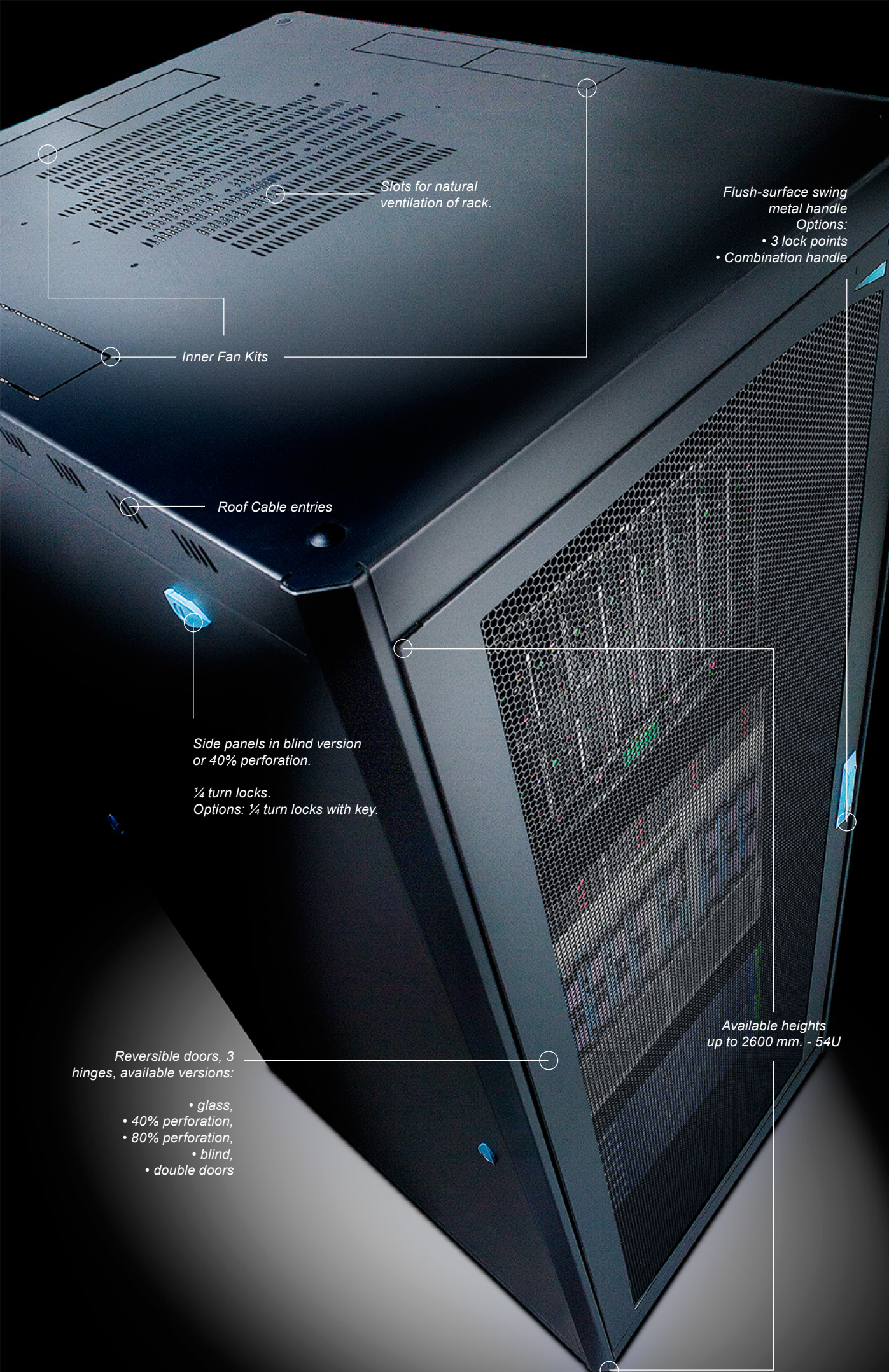
NetLeader is always supplied assembled and ready for its operation but, if necessary, you can disassembly it in few minutes.



### Features and technical characteristics

- Complete frame made of 2 mm steel with corner reinforcements cold-molded 3 mm thickness.
- 2 width options: 600 mm and 800 mm.
- 2 depth options: 600 mm and 800 mm.
- 7 height options: 20U, 27U, 33U, 38U, 42U, 47U, and on demand, the "maxi" 54U.
- Static load capacity: 500 kg.
- Front and Rear doors: single or double, glass, perforated or blind.
- Reversible doors with three hinged points for versions 38U, 42U and 47U, 54U.
- Side panels with quick release system (¼ turn), with locks and keys (sole key opening option).
- Front vertical cable management trays (for 800 mm width cabinet) with slots and rings for an easy cable management and access of cable bundles inside the cabinet; or the new trays with lateral 19" inserts allowing installation of PDUs, patch panels, or any other 19" devices.
- Flush-surface swing metal handle, one or three locking points.
- Large cable entries from top and bottom.
- High-strength base and roof reinforced with welded 3 mm steel joints.
- 19" Uprights.
- 2 or 4 ventilation fans kits, with optional thermostat.
- 100 mm high plinth with 4 removable blank panels standard; It can be supplied with leveling feet or four wheels, on demand.
- Light gray smooth color (RAL 7035) scratch-resistant and high-strength, and as an alternative, embossed black (RAL 9005) color.
- Supplied fully assembled, but it can be disassembled if necessary.
- Earthing wires standard.
- Made in compliance with international standards:
  - DIN IEC 297-1/2
  - EN 12150
  - EN 60529
  - CEI EN 60439





Slots for natural ventilation of rack.

Flush-surface swing metal handle  
Options:  
• 3 lock points  
• Combination handle

Inner Fan Kits

Roof Cable entries

Side panels in blind version or 40% perforation.

¼ turn locks.  
Options: ¼ turn locks with key.

Reversible doors, 3 hinges, available versions:


- glass,
- 40% perforation,
- 80% perforation,
- blind,
- double doors

Available heights up to 2600 mm. - 54U






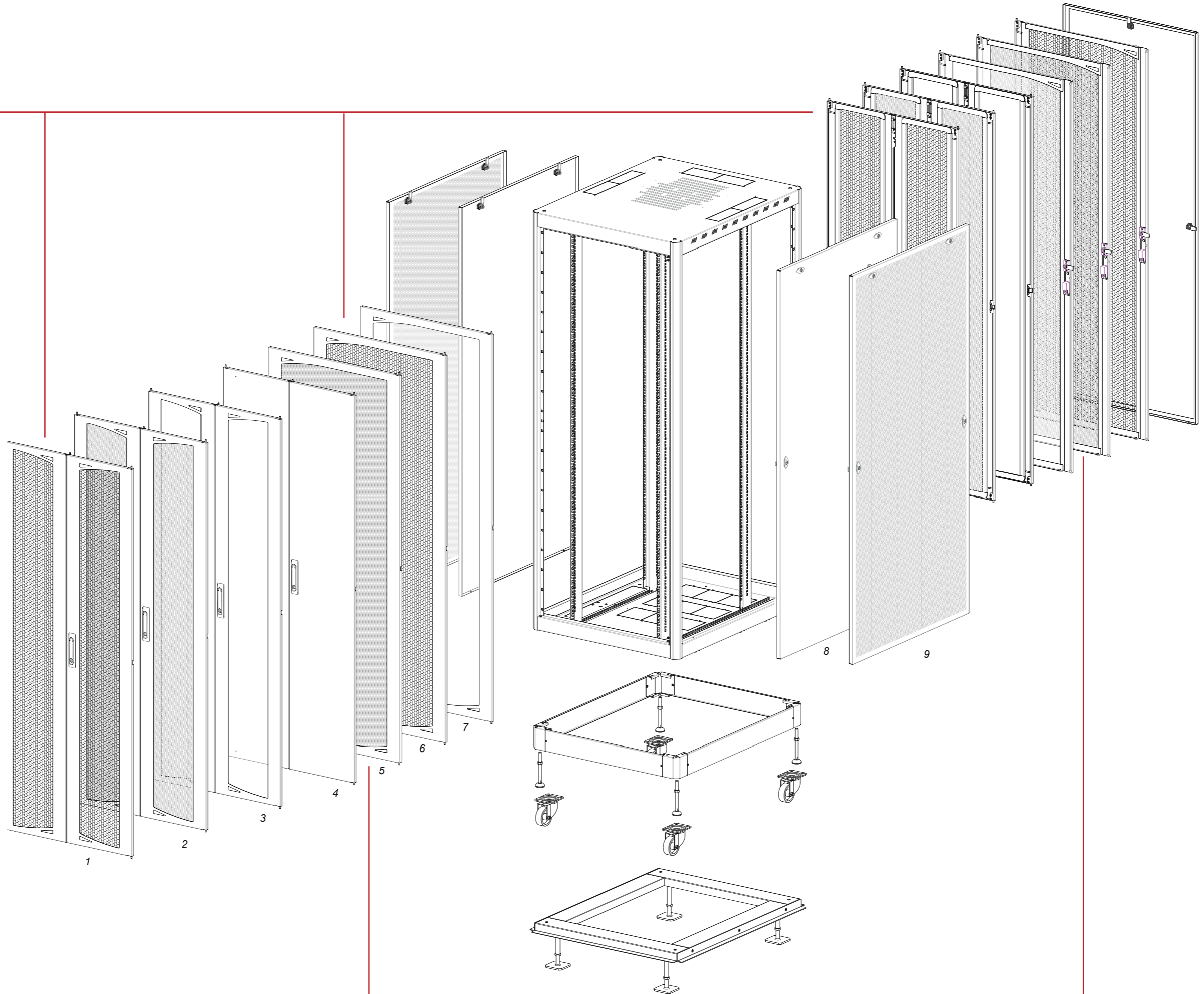
1:1 view of perforated zone



82% perforated



40% perforated



**Double doors**

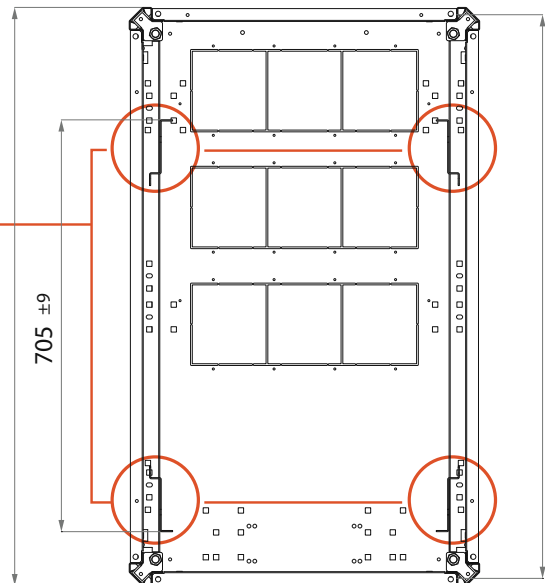
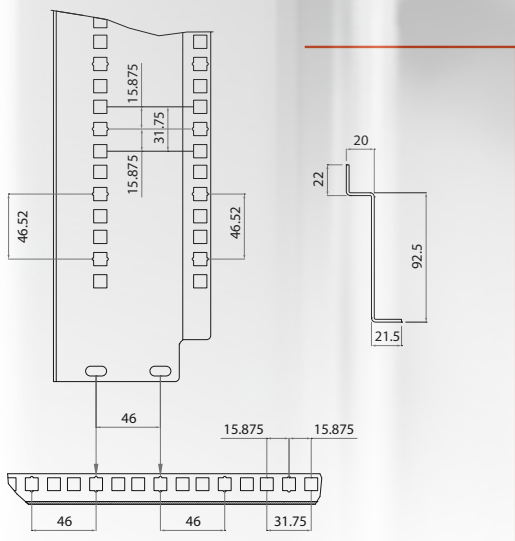
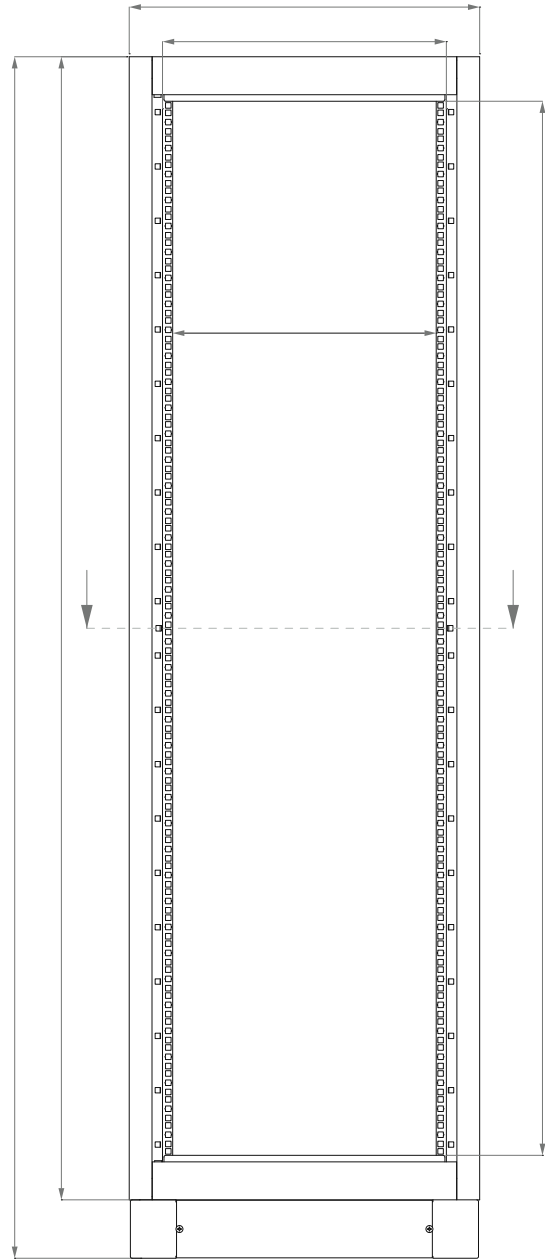
- 1 - Glass
- 2 - 40% perforation
- 3 - 80% perforation
- 4 - Blind

**Single doors**

- 5 - Glass
- 6 - 40% perforation
- 7 - 40% perforation
- 8 - Blind

**Pannelli**

- 9 - Blind
- 10 - 40% perforation



Units	Total H (mm)	H (mm)	H usable (mm)
27U	1390	1290	1138
38U	1879	1779	1627
42U	2057	1957	1805
47U	2279	2179	2027

W (mm)	W utile (free space between profiles - mm)	WU (free space between uprights - mm)	D (mm)	D usable (mm)
600	486	450	800	752
800	686	450	1000	952



*The information herein contained are correct at the time of issue and are subjected to changes without any notice. The images are only intended to illustrate the product and can change at the manufacturer's discretion.*

**Head quarter | Tecnosteel s.r.l.**

Via Pret 12  
21020 Brunello (Va)  
Italy  
tel. +39 0332 46 26 04  
fax: +39 0332 46 26 09  
info@tecnosteel.it  
www.tecnosteel.it



**France | Tecnosteel France**

4 Rue de Bossuet  
91160 LONGJUMEAU  
tél. +33 1 6974 1735  
fax +33 1 6049 0286  
www.tecnosteel.fr

**Polska | Tecnosteel Sp. z o.o.**

ul. Kosciuszki 6,  
PL - 97500 Radomsko  
tel. +48 (0)44 682 33 00  
fax: +48 (0)44 682 33 00  
e-mail: info@tecnosteel.pl  
www.tecnosteel.pl

**Russia | OOO Tecnosteel RUS**

info@tecnosteel.ru  
tel: +7 (903) 570 03 04  
www.tecnosteel.ru

**tecnosteel**  
IT endless solutions